

# THE ULTIMATE SOLUTION FOR ALL YOUR TURNKEY PROJECTS



*Meet your profit maker*

**RICETEC MACHINERY PRIVATE LIMITED**, part of “ **RICETEC GROUP** ”, is one of the leading manufacturer, supplier and exporter of grain processing machinery. **RICETEC** is established in the year 2004 with the vision to become world class manufacturer of food processing machinery, supplying best quality and high technology machinery at affordable cost. With state-of-the-art technology, providing end-to-end solutions, highly skilled and ethical business practices make us different from others. Custom made solutions and cutting edge technology, cost effective prices make us the first choice of our customers.

**RICETEC** supplies Parboiling & Drier plants, Rice milling machinery, Pulse milling machinery, Flour mill machinery, Belt and Chain Conveyors and all accessories, including erection and commissioning services.

**RICETEC** manufacturing unit is well equipped with modern CNC machines and other latest allied equipment to manufacture the best processing machinery. We are committed to providing prompt-after sales service with sufficient stock of spares to reduce down-time and put back machinery into operation at short-notice.

With over 3000 satisfied customers all over india, we are supplying our processing machinery to countries like **Srilanka, Nepal, Bangladesh, Myanmar**, etc.,



## MISSION

Maximize the profitability of the Millers and minimizing the loss of Food Grains and increasing the yield, there by also making more food availability to the society.



## VISION

To become and remain a World Class brand by providing end-to-end solutions to the Food Processors through a complete range of quality, high technology and innovative machinery at affordable cost that the customer would readily put faith in us.

## QUALITY POLICY

**RICETEC MACHINERY PVT. LTD.** is committed to enhance the customer satisfaction in Food Processing Industry by providing world class technology with end to end solutions with Total Quality Management by complying with statutory and regulatory requirements. To achieve this, we shall :-

- Continually develop our Design, Delivery and Service
- Strengthen a team of dedicated and experienced technocrats
- Believe in sharing the knowledge and it is the only key for development
- Ensure sheer respect and regard to all our internal and external customers by adhering to the norms of high standards, ethics and integrity
- Be upgrading ourselves with the world's best practices.





## Features

RICETEC Pre-Cleaner Double Decker - 1500 for cleaning Paddy, Dal (Pulse), Wheat, Maize, Soya bean, Peas and all varieties of Seeds and Pulses. Ergonomic design and heavy duty Pre-cleaner with 6 layer sieves to remove over-size and under-size impurities like Stones, Straws, Mud lumps, Twines, Fine sand and Dust. Self-cleaning system for consistent performance.

Machine	Capacity (MT/HR) Paddy	Power Required (kW/HP/RPM) Machine / Blower	Dimensions (L x W x H) in mm	Weight (KGS)
Pre-cleaner Double Decker - 1500	25 - 30	2.2/3.0/1440 7.5/10.0/1440	2950 X 2670 X 3680	2200

## PRE-CLEANER DOUBLE DECKER - 1500



## PRE CLEANER MEGA - 1500



## Features

RICETEC Pre Cleaner Mega - 1500 for cleaning of Paddy, Dal (Pulse), Wheat, Maize, Soya bean, Peas and all varieties of Seeds and Pulses. Removes over-size and under-size impurities like Stones, Straws, Mud lumps, Twines, Fine sand and Dust. The 4 layer sieves, and inbuilt blower for efficient cleaning.


Machine	Capacity (MT/HR) Paddy	Power Required (kW/HP/RPM) Machine / Blower	Dimensions (L x W x H) in mm	Weight (KGS)
Pre Cleaner Mega - 1500	10 - 15	2.2/3.0/1440 7.5/10.0/1440	3300 X 2070 X 3075	2000
Pre Cleaner Mega - 1200	6 - 9	1.5/2.0/1440 5.5/7.5/1440	3200 X 1830 X 3035	1750
Pre Cleaner Mega - 900	3 - 5	1.5/2.0/1440 3.7/5.0/1440	3200 X 1520 X 3035	1500

## Features

RICETEC Fine Cleaner - 1200 for cleaning of Rice, Dal (Pulse), Paddy & granular products. Inbuilt blower to remove all fine impurities. Self-cleaning system to prevent clogging for consistent performance.

Machine	Capacity (MT/HR) RICE/ PULSES	Power Required (kW/HP/RPM) Machiner / Blower	Dimensions (L x W x H) in mm	Weight (KGS)
Fine Cleaner - 900	3.0	1.5/2.0/1440 3.3/5.0/1440	3210 X 1600 X 2900	1350
Fine Cleaner - 1200	4.0	1.5/2.0/1440 5.5/7.5/1440	3210 X 1930 X 2900	1580

## FINE CLEANER - 1200



\* Unless otherwise specified, capacity (TON / HR.) should be considered for paddy

## Features

RICETEC Vibro De-stoner precisely removes stones and impurities in Paddy, Dal (Pulse), Wheat, Maize and all varieties of Seeds & Pulses. Compact construction with CNC punched screens for accurate de-stoning. Imported vibro motors for low maintenance.

Machine	Capacity (MT/HR) Paddy	Power Required (kW/HP/RPM) Machine / Blower	Dimensions (L x W x H) in mm	Weight (KGS)
Vibro De-Stoner DD - 1500	6 - 8 MT/HR of Paddy	0.75/1.0 x 2 Nos. /1000 11.0/15.0/2800	2100 X 1750 X 1950	755
Vibro De-Stoner DD - 1200	4 - 5 MT/HR of Paddy	0.37/0.5 x 2 Nos./1000 7.5/10.0/2800	1800 X 1565 X 1900	600

## VIBRO DE-STONER DD - 1500



## DE-STONER CONVENTIONAL




## Features

RICETEC DE-STONER CONVENTIONAL for removing stones in Rice. Removes efficiently stones in raw material, semi-finished and finished material based on density.

Machine	Capacity (MT/HR) Paddy	Power Required (kW/HP/RPM)	Dimensions (L x W x H) in mm	Weight (KGS)
De-Stoner Conventional	3.0 MT/HR of Paddy	1.5/2.0/960	1450 X 1950 X 1800	400

Input



Output





## Features

RICETEC Vibro Pre-cleaner 1500, for cleaning of Paddy, Dal (Pulse), Wheat, Maize, Soya bean, Peas and all varieties of Seeds and Pulses. Removes all over-size and under-size impurities like Stones, Straws, Mud lumps, Twines, Fine sand and Dust.

Machine	Capacity (MT/HR) Paddy	Power Required (kW/HP/RPM) Machine / Blower	Dimensions (L x W x H) in mm	Weight (KGS)
Vibro Pre-cleaner 1200	5 MT/HR of Paddy	0.75/1.0 x 2 /1000 5.5/7.5/2800	3150 X1800 X1870	1050
Vibro Pre-cleaner 1500	6 - 8 MT/HR of Paddy	0.75/1.0 x 2 /1000 7.5/10.0/2800	3150 X 2200 X 1870	1250

## VIBRO PRE-CLEANER - 1200



## SIEVE ASPIRATOR



## Features

RICETEC Sieve Aspirator for cleaning and grading of Paddy, Dal (Pulse), Wheat, Maize and all varieties of Seeds and Pulses. Aspiration arrangement for removal of dust. Single motor for aspiration and eccentric movement.


Machine	Capacity (MT/HR) Paddy	Power Required (kW/HP/RPM)	Dimensions (L x W x H) in mm	Weight (KGS)
Sieve Aspirator	3.0 MT/HR of Paddy	1.5/2.0/1440	3400 X 1350 X 2200	500

## Features


RICETEC Paddy Cleaner - Dual feature machine (Pre-Cleaner and De-Stoner) to remove impurities like immature grains, sticks, straws, big mud lumps, stones. Two stage cleaning system for optimum performance. All operations done by single motor.

Machine	Capacity (MT/HR) Paddy	Power Required (kW/HP/RPM)	Dimensions (L x W x H) in mm	Weight (KGS)
Paddy Cleaner Conventional	3.0 MT/HR of Paddy	2.2/3.0/960	1450 X 1950 X 2700	700

## PADDY CLEANER CONVENTIONAL



Input



Output



## Features


RICETEC PNEUMATIC RUBBER SHELLER (VIBRO), meticulously designed and engineered to perfection for maximum shelling of Paddy upto 95% (Raw Paddy, Steamed, Boiled and Basmati varieties\*). Imported vibro feeding mechanism for uniform feeding and efficient shelling. Blower arrangement for increasing rubber roll life.

Machine	Capacity (MT/HR) Paddy	Power Required (kW/HP/RPM)	Dimensions (L x W x H) in mm	Weight (KGS)
Pneumatic Rubber Sheller (Vibro)	3.0* (Note 1 & 2)	7.5 / 10.0 / 960	1430 X 930 X 1450	690
	4.0* (Note 1 & 2)	9.3 / 12.5 / 960	1430 X 930 X 1290	710


Note:1 All Varieties short and medium Grains

Note:2 All Boiled and Steam long grains

## PNEUMATIC RUBBER SHELLER (VIBRO)



## PNEUMATIC RUBBER SHELLER



## Features

RICETEC Pneumatic Rubber Sheller for upto 95% shelling of varieties of Paddy (Raw Paddy, Steamed, Boiled and Basmati varieties). Automatic operation to minimize operational costs. Blower arrangement to increase the rubber roll life.

Machine	Capacity (MT/HR) Paddy	Power Required (kW/HP/RPM)	Dimensions (L x W x H) in mm	Weight (KGS)
Pneumatic Rubber Sheller	3.0* (Note 1 & 2)	7.5 / 10.0 / 960	1430 X 930 X 1550	690
	4.0* (Note 1 & 2)	9.3 / 12.5 / 960	1430 X 930 X 1550	710

Note:1 All Varieties short and medium Grains

Note:2 All Boiled and Steam long grains

## Features

RICETEC HUSK ASPIRATOR DLX to separate shelled husk from the brown rice. Inbuilt hopper arrangement to prevent loss of valuable grains. The parts which are prone to wear and tear due to abrasive nature of husk, have been made with S.S. for endurance.

Machine	Capacity (MT/HR) Paddy	Power Required (kW/HP/RPM)	Dimensions (L x W x H) in mm	Weight (KGS)
Husk Aspirator DLX	3.0	2.2 / 3.0 / 1440	2550 X 1350 X 1400	400
	4.0	3.3 / 5.0 / 1440	2550 X 1350 X 1400	500

## HUSK ASPIRATOR DLX



Input



Output



\* Unless otherwise specified, capacity (TON / HR.) should be considered for paddy

### Features

RICETEC Paddy Separator separates brown rice from paddy. Stroke and inclination adjustment facility to process various types of Paddy. Compact size and easy to operate.

Model	Capacity (MT/HR)	Power (kW/HP/RPM)	Dimensions (L x W x H) in mm	Weight (KGS)
PS 6T	2.0	1.5/2.0/960	1750 X 1750 X 1310	550
PS 8T	2.5	1.5/2.0/960	1595X 1125 X 1360	600
PS 10T	3.0	1.5/2.0/960	1700 X 1270 X 1360	650
PS 12T	3.5	1.5/2.0/960	1700 X 1185 X 1650	700
PS 16T	5.0	1.5/2.0/960	1720 x 1450 x 1850	830

### PADDY SEPARATOR



### PADDY SEPARATOR - BUTTERFLY DOUBLE



### Features

RICETEC Paddy Separator - Butterfly, separates brown rice and paddy in higher capacities based on gravity. Double Side Tray type Oscillation motion occupies lesser space. Sensor controlled operating mechanism for uniform performance.

Model	Capacity (MT/HR)	Power (kW/HP/RPM)	Dimensions (L x W x H) in mm	Weight (KGS)
PSBF - 46 x 20 x 2	6.0 – 8.0	2.2 x 3.0 x 960	2625 x 1805 x 2190	1280

### Features

RICETEC Paddy Separator - Butterfly, separates brown rice and paddy in higher capacities based on gravity. Single Side Tray type Oscillation motion occupies lesser space. Sensor controlled operating mechanism for uniform performance.

Model	Capacity (MT/HR)	Power (kW/HP/RPM)	Dimensions (L x W x H) in mm	Weight (KGS)
PSBF - 46 x 20 x 1	3.0 - 4. 0	2.2 x 3.0 x 960	1595 x 1700 x 2160	700

### PADDY SEPARATOR - BUTTERFLY SINGLE



Input



Output



\* Unless otherwise specified, capacity (TON / HR.) should be considered for paddy




## Features

RICETEC Whitener, designed for superior Whitening with less broken. Optimum results with uniform polishing. Adjustable Whitening arrangement. Ideal for raw rice, steamed rice, boiled rice, parboiled rice and basmati varieties

Model	Capacity (MT/HR)	Grinding Wheels	Power (kW/HP/RPM)	Dimensions (L x W x H) in mm	Weight (KGS)
Whitener Smart	2.0	Ø 250 x 5 Nos.	18.5 x 25 x 1440	1250 x 600 x 1450	750
Whitener Plus	2.5	Ø 250 x 6 Nos.	18.5 x 25 x 1440	1630 x 670 x 1600	766
Whitener Plus	3.0	Ø 250 x 6 Nos.	22.0 x 30 x 1440	1630 x 670 x 1600	800
Whitener Max	4.0 - 5.0	Ø 310 x 6 Nos.	30.0 x40 x 1440	1750 x 740 x 2150	1000
Whitener Mega	6.0 - 8.0	Ø 340 x 7 Nos.	45.0 x60 x 1440	1800 x 850 x 2430	1375

## SILKY POLISHER MAX



Model	Capacity (MT/HR)	Power (kW/HP/RPM)	Blower Motor (KW/HP/RPM)	Water Pump	Dimensions (L x W x H) in mm	Weight (KGS)
Silky Polisher Smart	2.0	18.5 x 25 x 1440	0.75 X 1.0 X 2800	0.37/0.5/1440	2400 x 720 x 1725	850
Silky Polisher Plus	3.0	22.0 x 30 x 1440	0.75 X 1.0 X 2800	0.37/0.5/1440	2100 x 700 x 1750	900
Silky Polisher Max	4.0-5.0	30.0 x40.0 x 1440	0.75 X 1.0 X 2800	0.37/0.5/1440	2650 x 750 x 2000	1100
Silky Polisher Max	4.0-5.0	37.0 x50.0 x 1440	0.75 X 1.0 X 2800	0.37/0.5/1440	2650 x 750 x 2000	1175
Silky Polisher Max	4.0-5.0	45.0 x60.0 x 1440	0.75 X 1.0 X 2800	0.37/0.5/1440	2650 x 750 x 2000	1200
Silky Polisher Mega	6.0-8.0	55.0 x75 x 1440 75.0 x100 x 1440	0.75 X 1.0 X 2800	0.75/1.0/1440	2940 x 820 x 2380	1600

## SILKY POLISHER MEGA



## Features

RICETEC Silky Polisher, precisely designed to improve glossiness of varieties of Rice with minimum broken (Raw Rice, Steamed, Boiled and Basmati varieties). Specially designed Cam roller ensures higher glossiness. Cooling blower to minimize broken by maintaining the temperature inside the chamber and to get a bran free rice. Fine adjustment for optimum polishing.



\* Unless otherwise specified, capacity (TON / HR.) should be considered for paddy

## Features

RICETEC SIFTER to grade different dimensional grains based on their lengths. It separates tips, small broken, broken and head rice. Self Cleaning arrangement to maintain consistent performance. Aspiration system prevents dust, Bran from escaping the machine, which ensures clean operation and improves plant sanitation. .

Model	Capacity (MT/HR)	Power (kW/HP/RPM)	Dimensions (L x W x H) in mm	Weight (KGS)
SIFTER-900	2.0 - 3.0	1.5 x 2.0 x 960	1930 x 1295 x 1890	905
ASPIRATION	2.0 - 3.0	1.5 x 2.0 x 2800	695 x 1240 x1000	115
SIFTER-1200	4.0 - 5.0	1.5 x 2.0 x 960	1930 x 1580 x 1960	1095
ASPIRATION	4.0 - 5.0	1.5 x 2.0 x 2800	695 x 1240 x1000	115
SIFTER-1500	6.0 - 8.0	1.5 x 2.0 x 960	1930 x 1880 x 2160	1345
ASPIRATION	6.0 - 8.0	1.5 x 2.0 x 2800	805 x 1240 x1220	115

## SIFTER



## THIN / THICK GRADER



## Features

RICETEC Thin & Thick Grader, it grades all good grains and pulses based on thickness. Rotating cleaning brush arrangement prevents clogging and improves productivity. Imported S.S. drum sieve ensures hygieneness. Screens are customized based on the type of input material.

Model	Capacity (MT/HR)	Power (kW/HP/RPM) Gear Motor	Dimensions (L x W x H) in mm	Weight (KGS)
TNG /TKG - 2C	1.5	0.37 x 0.5 x 189	2200 X 940 X 1705	500
TNG /TKG - 4C	3.0	0.75 x 1.0 x 189	2200 X 940 X 2305	850
TNG /TKG - 6C	4.5	1.1 x 1.5 x 189	2200 X 940 X 2905	1200

## Features

RICETEC Length Grader, it grades all food grains and pulses based on length. CNC punched cylindrical drum efficiently segregates broken and head rice based on the length. Rotating cleaning brush arrangement prevents clogging and improves productivity

Machine	Capacity (MT/HR) Rice	Power (kW/HP/RPM) Gear Motor	Dimensions (L x W x H) in mm	Weight (KGS)
LG - SMART	1.0	0.75 x 1.0 x 960	2835 X 670 X 800	325
LG - PLUS	1.5	1.50 x 2.0 x 42	3950 X 1120 X 1660	675
LG - MAX	2.0	1.50 x 2.0 x 42	4200 X 1070 X 1350	930

## LENGTH GRADER



Input



Output



\* Unless otherwise specified, capacity (TON / HR.) should be considered for paddy

## BUCKET ELEVATORS



**ELEVATORS  
DELUXE**

**ELEVATORS  
SMART**

## Features

RICETEC Bucket Elevators for lifting of all granulated products, Paddy, Dal (Pulse), Wheat, Maize and all varieties of Seeds and Pulses. Innovative design and engineering ensure effective transfer of Grains. Fully bolted construction for easy maintenance and repairs. Ribbed type pulley ensures minimum broken and transmission losses.

DELUXE SERIES	Capacity (MT/HR) Paddy	Power (kW/HP/RPM) Gear Motor	Belt & Bucket Size	Dimensions (L x W x H) in mm Top/Bottom
ELD - 100	4.0	0.75/1.0/84	4"	1050 x 250 x 762 772 x 315 x 762
ELD - 150	6.0 - 8.0	0.75/1.0/84	6"	1100 x 385 x 762 885 x 360 x 762
ELD - 200	8.0	1.50/2.0/84	8"	1155 x 465 x 762 910 x 415 x 762
ELD - 250	10	1.50/2.0/84	10"	1155 x 550 x 763 935 x 475 x 750
ELD - 300	12	2.25 x 3.0 x 84	12"	1155 x 640 x 903 980 x 555 x 860

SMART SERIES	Capacity (MT/HR) Paddy	Power (kW/HP/RPM) Gear Motor	Belt & Bucket Size	Dimensions (L x W x H) in mm Top/Bottom
EL- 6" (Single)	3.0	0.75/1.0/84	6"	970 x 335 x 894 827 x 395 x 765
EL- 6" (Double)	3.0	0.75/1.0/84	6"	970 x 686 x 894 827 x 700 x 765

Model	Power (kW/HP/RPM)	Dimensions (L x W x H) in mm	Weight
BL - 5 HD	3.75/5.0/2800	1200 x 903 x 840	103
BL - 5 HB	3.75/5.0/2800	1186 x 910 x 880	98
BL - 7.5 HD	5.6/7.5/2800	1186 x 910 x 880	115
BL - 7.5 HB	5.6/7.5/2800	863 x 968 x 989	105
BL - 10 HD	7.5/10/2800	1179 x 926 x 890	116
BL - 10 HB	7.5/10/2800	980 x 852 x 855	94
BL - 12.5 HD	9.3/12.5/2800	1124 x 927 x 890	113
BL - 12.5 HB	9.3/12.5/2800	976 X 936 X 995	108
BL - 15 HB	11.2/15/2800	1211 X 976 X 938	123
BL - 20 HB	15.0/20/2800	1003 X 890 X 925	111
BL - 25 HB	18.7/25/2800	1159 X 1054 X 922	125

## BLOWER






Model	Dimensions (L x W x H) in mm	Weight
Cyclone - Dlx Ø 850	1145 x 970 x 2753	164
Cyclone - Dlx Ø 1000	1337 x 1140 x 3132	222
Cyclone Dlx Ø 1200	1540 x 1387 x 3863	319
Cyclone Dlx Ø 1500	1916 x 1725 x 4737	568



Model	Power (kW/HP/RPM) Gear Motor	Dimensions (L x W x H) in mm	Weight (KGS)
ALGM - 6"	0.75/1.0/54	780 X235 X 345	160
ALGM - 8"	1.10/1.5/54	1018 x 274 X 403	180
ALGM - 10"	1.50/2.0/54	1022 X 340 X 439	230

Model	Dimensions (L x W x H) in mm	Weight (KGS)
PG - 6	708 x 200 x 112	15



Magnet Bar Size	Power	Dimensions (L x W x H) in mm	Weight (KGS)
60 x 54 x 299	2000 Gauss	455 x 367 x 454	21

# RICETEC<sup>®</sup>

INNOVATIVE | QUALITATIVE | SUPERIOR

AN ISO 9001 : 2015 CERTIFIED COMPANY



Serving Society Through Industry



## RICETEC MACHINERY PVT. LTD.

Survey No. 177 Part, Laxminagar Colony, Suraram, Jeedimetla - 500 055. Hyderabad  
Ph: 040-64535938, 23195938 | Mobile: 9440624430 | Telefax: 040-23195905  
E-mail: [info@ricetecmachinery.com](mailto:info@ricetecmachinery.com) | [sales@ricetecmachinery.com](mailto:sales@ricetecmachinery.com) | [www.ricetecmachinery.com](http://www.ricetecmachinery.com)

Authorised Dealer